

主題一：Google 的四個工具及其應用

Aug. 05 下午 13:40-15:20

工具一：Google Search

1-1 Images, videos and news

1-2 進階搜尋



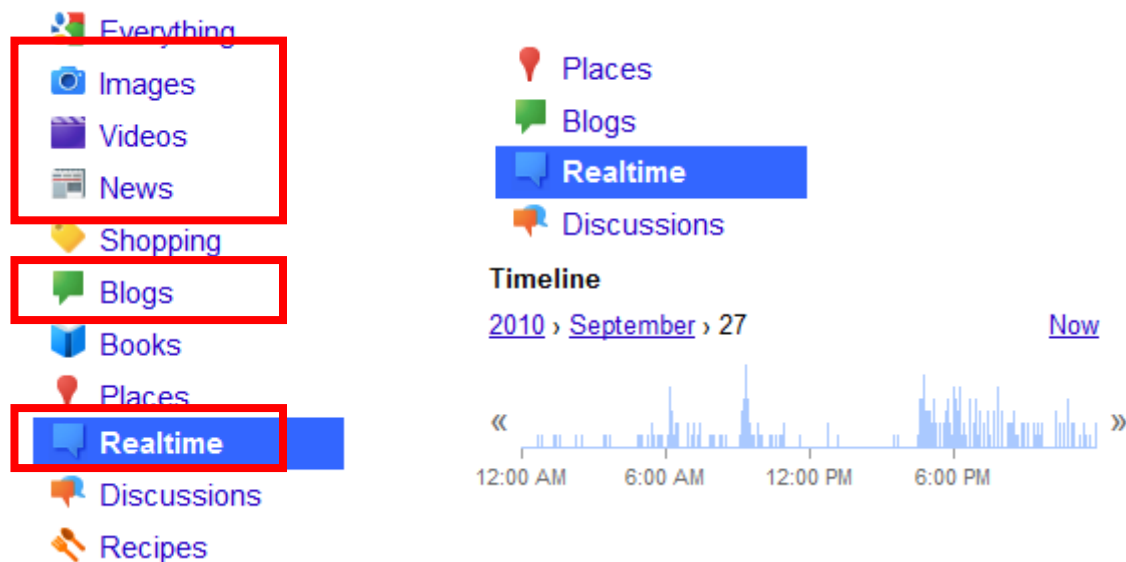
Search bar with buttons: Google Search, I'm Feeling Lucky, and a red box containing Advanced search and Language tools.

Advanced search form with fields for finding web pages that have... and but don't show pages that have... and a red box highlighting the 'Need more tools?' section with dropdown menus for Reading level, Results per page, Language, and File type.

***好用的進階搜尋：File type

1.3 Blog and Realtime (已經在 2011 年七月初和 Google + 整合了)





教學實例：

利用 realtime 幫助學生們思考一事件的 timeline 的變化、資料的處理與思考，特別是在高階班學生的作文組織能力。

1.4 Set up an alert for _____

Stay up to date on these results:

- [Create an email alert for iphone](#)



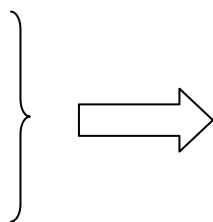
Search terms: [Preview results](#)

Type:

How often:

Volume:

Your email:



*** 如果有 Google + 利用其中的 Sparks，更方便：)



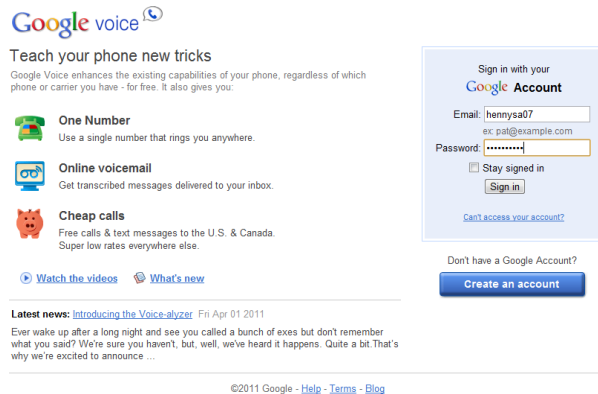
Henny

南加州中文學校聯合會 2011 教師營 講義主題一 ~ 2 ~

工具二 Google Voice 及其在華語教學上的應用

1. 先進入 Google voice

登入您的 Google 帳號



Google voice

Teach your phone new tricks

Google Voice enhances the existing capabilities of your phone, regardless of which phone or carrier you have - for free. It also gives you:

- One Number**
Use a single number that rings you anywhere.
- Online voicemail**
Get transcribed messages delivered to your inbox.
- Cheap calls**
Free calls & text messages to the U.S. & Canada. Super low rates everywhere else.

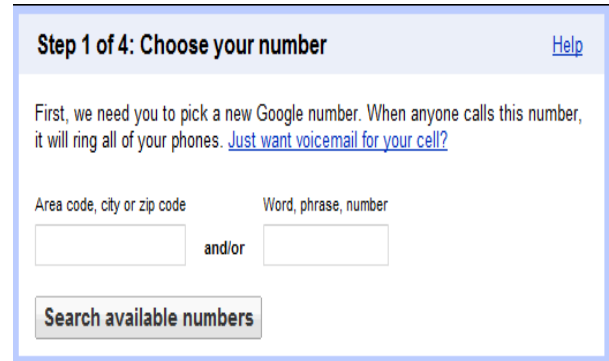
Watch the videos What's new

Latest news: [Introducing the Voice-alyzer](#) Fri Apr 01 2011

Ever wake up after a long night and see you called a bunch of exes but don't remember what you said? We're sure you haven't, but, well, we've heard it happens. Quite a bit. That's why we're excited to announce ...

©2011 Google - [Help](#) - [Terms](#) - [Blog](#)

Step 1 選號



Step 1 of 4: Choose your number [Help](#)

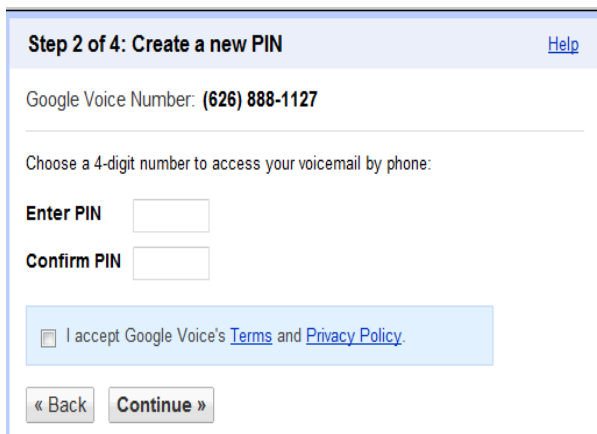
First, we need you to pick a new Google number. When anyone calls this number, it will ring all of your phones. [Just want voicemail for your cell?](#)

Area code, city or zip code Word, phrase, number

and/or

Search available numbers

Step 2. Create a new PIN



Step 2 of 4: Create a new PIN [Help](#)

Google Voice Number: (626) 888-1127

Choose a 4-digit number to access your voicemail by phone:

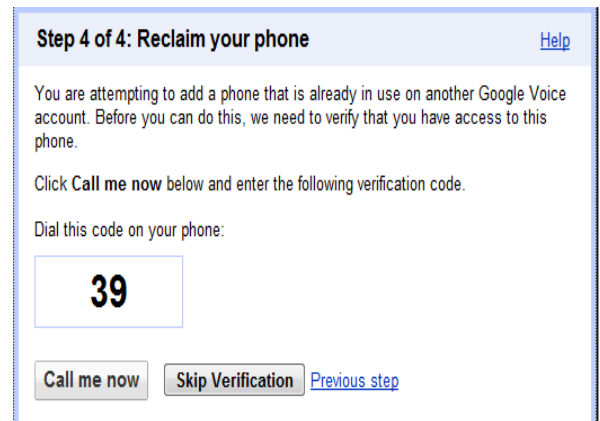
Enter PIN

Confirm PIN

I accept Google Voice's [Terms](#) and [Privacy Policy](#).

« Back Continue »

Step 3. 確定響哪支後進行認證



Step 4 of 4: Reclaim your phone [Help](#)

You are attempting to add a phone that is already in use on another Google Voice account. Before you can do this, we need to verify that you have access to this phone.

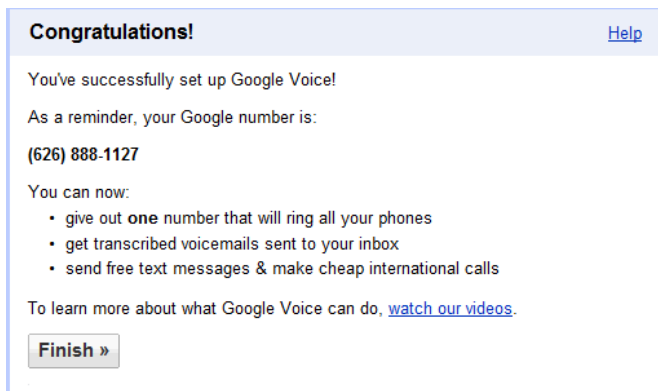
Click **Call me now** below and enter the following verification code.

Dial this code on your phone:

39

Call me now Skip Verification [Previous step](#)

Step 4. 輸入 code 後就通過認證了



Congratulations! [Help](#)

You've successfully set up Google Voice!

As a reminder, your Google number is:

(626) 888-1127

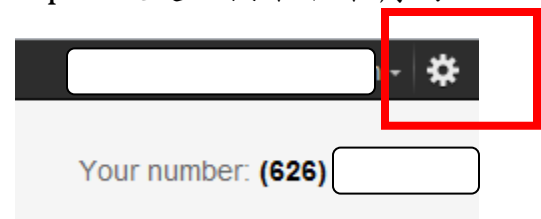
You can now:

- give out **one** number that will ring all your phones
- get transcribed voicemails sent to your inbox
- send free text messages & make cheap international calls

To learn more about what Google Voice can do, [watch our videos](#).

Finish »

Step 5. 設定，按下右下角的



Henny

南加州中文學校聯合會 2011 教師營 講義主題一 ~ 3 ~

最重要的設定：（錄製希望學生留言的內容）

Phones Voicemail & Text Calls Groups Call Widgets Billing Account

Voicemail Greeting [Use phone to record a new greeting](#) System Standard [Play](#)
This is the general voicemail greeting callers hear

Recorded Name [Play](#) [Record new](#) This is the name callers hear when they call you

Voicemail Notifications Alert me when I have new voicemails
 Email the message to: hennysa07@gmail.com [Add a new email address](#)
Send a text (SMS) message to:
 Mobile
[Add a new mobile phone](#)

Text Forwarding [?](#) Forward text messages to my email: hennysa07@gmail.com

Voicemail PIN [?](#) New PIN
Confirm PIN

Voicemail Transcripts [?](#) Transcribe Voicemails

[Save changes](#) [Cancel](#)

在 Group 裡的設定：

You can customize how different groups are treated. Have a special greeting for your "Family" or have your "Co-workers" ring separate phones. It's all up to you.

Group	Forwards To	Greeting	Call Screening
0427_class	Mobile	System Standard	On

[Edit](#)

把您的 Google voice 電話給學生，也同時收集學生的資料並鍵入 Group 中

不想要轉接，一定要將電話設定成轉接到「gmail 信箱」，這樣就不會使得家裡電話或手機響不停囉！！



工具三 Google Earth 在華語教學上的應用

Google earth English (US)

Home Explore Download Learn Connect Help

Get the world's geographic information at your fingertips.

Download Google Earth 6

- Fly to any place around the world.
- See 3D buildings, imagery, and terrain.
- Find cities, places, and local businesses.

New! Amsterdam in 3D
Take a virtual tour of the city's canals, museums, bridges and historical architecture. [Learn more](#)

Google Earth Builder
Manage, process, and distribute your geospatial data from the cloud. [Learn more](#)

Products Overview
Explore the world in 3D from anywhere.

- Desktop**
Full-featured access to Google Earth
- Earth in Google Maps**
3D maps in your browser
- Mobile**
Google Earth in the palm of your hand

Showcase
Take a tour of Google Earth and see all the places you can go.

- 3D Buildings**
- Ocean**
- Historical Imagery**
- 3D Trees**

Learn
Watch our tutorial videos to help guide you through the features in Google Earth.

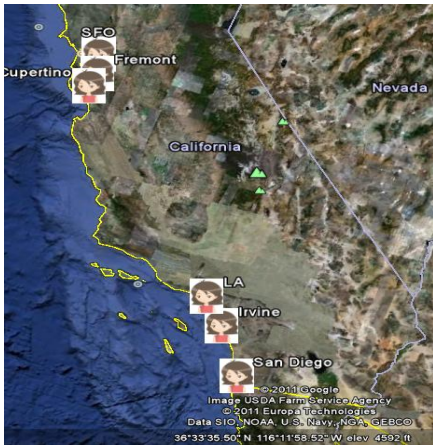
Street View
New! Learn how to explore the streets in 3D with Street View in Google Earth 6. [Watch video](#)

Agree and Download Cancel

下載在桌面後，請安裝。

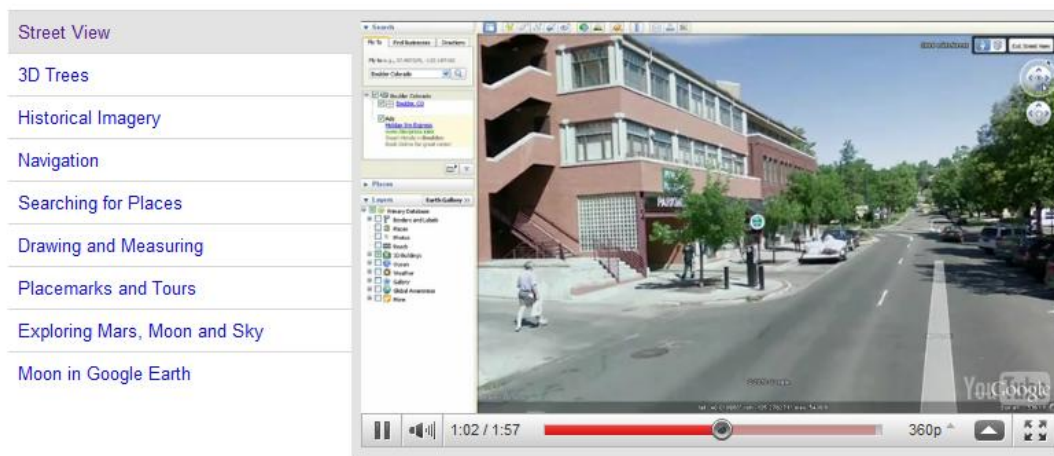


3.1 . map



教學實例：學生學地點、方向的兩輪的教學設計。

3.2 Street View



教學實例：街景的 authentic materials 的應用

3.3 Historical Imagery



教學實例：一個地點的地理及歷史的變遷



工具四：Google translate 的應用

在什麼樣的情境下，我不鼓勵學生應用 Google translate?

在什麼樣的情況下，我會鼓勵學生應用 Google translate?



1. Listen：聽力練習
2. 請按下 Read phonetically，看到拼音，聽到聲音。

麥克風

